

temperature

JOFRA[®]

calibration

» Wide temperature range

From -90 to 125°C (-130 to 257°F) with our patented heat piping technology.

» High accuracy

Down to $\pm 0.07^{\circ}\text{C}$ ($\pm 0.013^{\circ}\text{F}$) using the external reference sensor. 4-wire True-Ohm-Measurement technology is used

» Most stable cooler calibration on the market

$\pm 0.03^{\circ}\text{C}$ ($\pm 0.054^{\circ}\text{F}$)

» Fastest calibration possible

The efficient free piston stirling cooler (FPSC) technology is used to secure fast cooling and heating temperature changes

Reach -80°C
in 75 minutes

» Easy to carry

Weighing only 15.2 kg (33.5 lb), the PTC-125 is by far the lightest and most portable cooler on the market

» Intelligent reference sensor communication

JOFRA reference sensors are supplied with intelligent plugs, holding the calibration data (coefficients) of the reference sensor. This is a truly plug & play calibration system

» USB connector for communication

All PTC calibrators communicate via an easy-to-use USB port

Professional Temperature Calibrator

PTC-125 Cooler



Intuitive
calibration

The professional dry-block temperature calibrator – the JOFRA[®] PTC-125, is a versatile temperature calibrator available with a temperature range that makes it especially ideal for use in the health care, medical, pharmaceutical, biotechnology and food industries.

The PTC-125 offers many advantages, such as:

- **Relevant for many applications**
With its wide temperature reach, the PTC-125 can be used in many applications where either high heat or low cooling is needed
- **User friendly**
Intuitive to use and easy to run, the PTC-125 is equipped with a large informative, easy-to-read color display, which makes reading error a thing of the past
- **Ergonomically correct**
Lightweight and easy-to-carry, the PTC-125 is easy to move from job to job
- **Mechanically stable**
With its high-tech design the PTC-125 ensures durability and lasting quality

The PTC-125 is the newest member of the well-known JOFRA PTC family that can meet any type of industrial temperature calibration need within the -90 to $+660^{\circ}\text{C}$ (-130 to 1220°F) temperature range.

ISO 9001 Manufacturer

Specification Sheet, SS-PTC-125

AMETEK[®]
TEST & CALIBRATION INSTRUMENTS

Standard features

Great temperature homogeneity

The PTC series of calibrators provides precision temperature calibration of sensors, whatever the type or format.

The JOFRA PTC-series features our well-known active dual-zone heating technology. Each heating zone is independently controlled for precision temperature calibration. The homogeneity in the lower part is close to that of a laboratory liquid bath. The lower zone ensures optimum heat dissipation throughout the entire calibration zone. The upper zone compensates for heat loss from the sensor-under-test and from the open top. This design also eliminates the need for extra insulation of sensors-under-test and makes it possible to calibrate any type of mechanical sensors.

Wide temperature range

The PTC-125 performs calibration over a wide temperature range starting from -90°C and up to 125°C (-130 to 257°F). The patented technology makes it possible to perform calibration of sensors in applications ranging from ultra-coolers to sterilization sensors (SIP).

Fastest temperature calibration

Time is money! This is why all the new PTC calibrators heat and cool faster than all other calibrators on the market. This saves you both in production downtime and general calibration costs.



Intelligent reference sensor communication

The JOFRA STS-150 intelligent reference sensor contains all individual calibration data regarding the sensor.

This means that the time-consuming coefficient downloading sequence with risk of errors is no longer necessary. As well, the user can change the reference sensor and be up and running immediately.

With these intelligent reference sensors, AMETEK has eliminated a source of error and the system is now a fail-safe plug & play calibration system.

Intelligent recalibration information, IRI

In order to comply with ISO, SOP's and FDA, it is imperative that the calibration equipment never exceeds the expiry date of the calibration certificate. The PTC calibrator is, when switched on, constantly checking calibration dates on the calibrator as well as for the connected STS sensors. If the calibration period has expired, a warning will appear in the display. This feature prevents costly consequence evaluation.

USB connector for communication

Another PTC feature is the USB connection that facilitates easy communication with the calibration management software JOFRACAL. The USB connection also supports easy download of future firmware upgrades.

The USB connection provides fast and easy access to all laptops without the need for RS-232 to USB converters.

Future-proof through e.g. a flash capability for easy firmware upgrades as well as already integrated LAN communication, SD-card slot and USB host connectors.

Efficient cooling technology

The PTC-125 with both heating and cooling capabilities features the FPSC (Free piston stirling cooler) as the cooling source.

It is much more efficient than thermo-electric (Peltier) coolers.

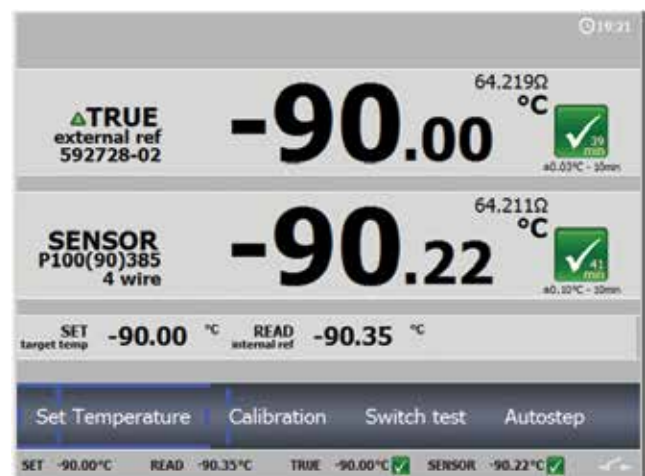
Easy to read & user friendly

The new 5.7" full color VGA display is large, bright and very easy to read – even from a distance. The main temperatures, like SET, READ, TRUE and SUT (sensor-under-test), are always displayed at all stages of the programming or calibration procedure.

The navigation is menu-driven and very logical to use and the display shows important information needed for the current function in use. The communication window pops up and is followed by discrete sound messages.

The display contains detailed information at a glance, such as:

- Stability status
- Real time clock
- Serial number of reference sensor
- Sensor-under-test status



Easy to carry

A calibrator is carried from one job to another and therefore it needs to weigh as little as possible. AMETEK has designed the PTC calibrators to be lightweight and easy to carry, without compromising quality, durability or functionality.

The PTC-125 weighs only 15.2 kg, making it one of the lightest ultra coolers on the market.

SET-Follows-TRUE (Models B & C only)

The "SET-Follows-TRUE" mode makes the instrument tune in to the temperature reading of the external reference "TRUE" meets the desired "SET" temperature. This feature is important when it is critical that the temperature of the calibration zone matches the desired temperature when measured with accurate external reference sensors.

Reading of sensor-under-test (Model B only)

Model B is equipped with a built-in accurate measuring circuit for sensor-under-test (input), which enables measurement of virtually any type of temperature sensors including: Resistance thermometers (RTD), thermocouples (TC), transmitters, milliamps (mA) and thermostats.

PTC calibrators can be user-programmed from the keyboard for fully-automatic sensor calibrations. Once the unit is programmed, the instrument is self-operating and performs the configured calibration routine. All calibration data and results are stored and can be read on the display.

Switch test (Model B only)

Users may perform a thermostatic test and find "Open", "Closed" and the hysteresis (deadband) automatically. The instrument retains the last 20 test results.

Auto stepping

Up to 20 different temperature steps may be programmed including the hold time for each step. Upon completion of an auto-step routine, the user can read the results for the sensor-under-test on the PTC display. Results from twenty auto-step calibrations can be held.

The "Set temperature" feature allows the user to set the exact desired temperature with a resolution of 0.01°C (0.002°F).

Instrument setups

The PTC series allows the user to store up to 10 complete instrument setups. You may store all types of information including temperature units, stability criteria, use of external reference sensors, resolutions, sensors-under-test (SUT), conversions to temperature, display contrasts, etc. The setup may be recalled at any time.

Maximum and minimum temperatures

From the setup menu, the user can select the maximum and minimum temperature limit for the calibrator. This function prevents damage to the sensor-under-test caused by excessive temperatures and it helps reduce sensor drift from exposure to too high temperatures. This feature can be locked with an access code.

Enhanced stability

A stability indicator shows when the PTC calibrator has reached the desired temperature and is stable. The user may change the stability criteria for the external reference and the sensor-under-test quickly and simply. The stability criterion is the user's security of a correct calibration. A count-down timer is displayed next to the temperature read-out.

Specially-designed carrying case

AMETEK has designed an all-in-one carrying case that makes it possible to store the STS reference sensor in the carrying case with optimal physical protection. There is room for inserts and insulation plugs to cover all sensor-under-test dimensions and compartments for the wires, manuals, certificates, plugs, insert tools, etc.

All compartments are specially designed to hold the above-mentioned items (5 inserts). This makes it easy to keep track of all your accessories.

For optimum protection of the calibrator and the accessories, the compartments are designed to hold the accessories firmly in place during transportation.



JOFRACAL calibration software



JOFRACAL is a highly versatile calibration software that is supplied together with the PTC calibrator. The software ensures easy calibration of all kind of temperature sensors, such as RTD's, thermocouples, transmitters and thermostats.

Furthermore, it can be used for pressure calibration i.e. pressure gauges and pressure switches.

In conjunction with JOFRACAL, PTC calibrators can:

- Operate as a stand-alone instrument, using advanced calibration routines without the assistance of a personal computer on site. The work order functionality
- Prevent unauthorized changes to a calibration routine. Personnel who are not authorized to alter a calibration routine cannot do so

Once all calibrations are completed, the data may be uploaded to JOFRACAL for printing of certificates. The data collected may be stored on the personal computer for later recall or analysis.

JOFRACAL offers extended output formats of the captured calibration data such as PDF file format and ASCII/semicolon separated text format for further processing and calculation of data in spreadsheets and word processors.

Free download at www.jofra.com

Optional features

Unique reference sensors

The STS-150 reference sensor is designed with a 90°-angled rod to fit the calibrator so it is only slightly higher than the top of the PTC calibrator.

The unique design makes it possible to calibrate threaded sensors and sensors with connection heads without any problems. STS-150 reference sensors also alert you when your calibration has expired.

Increased capacity with JOFRA ASM

Using the PTC series together with the ASM, Advanced Signal Multi-scanner, offers a great time-saving automatic solution to calibrate multiple temperature sensors at the same time. The ASM series is an eight channel scanner controlled by JOFRACAL software on a PC. Up to 3 ASM units can be stacked to calibrate up to 24 sensors at a time. It can handle signals from 2-, 3- and 4 wire RTD's, thermocouples, transmitters, temperature switches and voltage.



Sensor support rod

The support rod is lightweight and easy to mount on the PTC. Two fixing holes are integrated in the calibrator where the support rods can be mounted.



Multi-hole insert kits

Two special multi-hole insert kits have been developed to comply with calibration of almost any sensor diameter without having to buy numerous inserts.

The first kit is a metric insert kit consisting of four inserts covering all diameters from 3 to 13 mm. The other is an imperial insert kit consisting of three inserts covering six different sizes from 1/8" to 7/16".

All inserts have holes for STS reference sensors.

Optional PTC firmware package, U1

Optional feature for B model only. See Option U1 in ordering code.

The PTC calibrator can be supplied with additional functionality.

1. Engineering units in display
2. Work order functionality
3. Additional sensor under test input types*

*Pt10(90)385, Pt50(90)385, Pt200(90)385, Pt500(90)385, Pt50(90)391, M50(90)428, M100(90)428, Pt100 Mill and YSI-400

Upon buying the User Interface functionality, U1, the following three capabilities are enabled.

Documenting temperature calibrator

Optional feature for B model only. See Option U1 in ordering code.

The PTC calibrator can store calibration procedures and may be taken out to the process site without bringing a personal computer.

This allows the PTC calibrator to:

- Operate as a stand-alone instrument, using advanced calibration routines without the assistance of a personal computer on site. This is the work order functionality
- Prevent unauthorized changes to a calibration routine. Personnel who are not authorized to alter a calibration routine cannot do so

Once all calibrations are completed, the data may be uploaded to the JOFRACAL for printing of certificates. The data collected may be stored on the personal computer for later recall or analysis.

As found/As left

Optional feature for B model only. See Option U1 in ordering code.

On the B model you can, when running a calibration initiated from a work order, select the calibration as an As Found or an As Left calibration.

Calibration of indication devices

Optional feature for B model only. See Option U1 in ordering code.

When calibrating the B model an indicating device in the work order mode, users may key in the results during or after the test. Using the "Calibration info" function, the user may view the complete calibration task, including the "Scenario" before the calibration takes place.

**Superiour Temperature Reference Sensor
JOFRA STS-150**



SPECIFICATIONS STS-150 A 912

Temperature range

All sensors -90 to 125°C / -130 to 257°F

Accuracy

Hysteresis¹⁾ @ 0°C / 32°F 0.01°C / 0.02°F

Long term stability²⁾ @ 0°C / 32°F typ. 0.016°C / 0.029°F

Repeatability¹⁾ 0.004°C / 0.007°F

¹⁾ When used in the range -90 to 125°C / -130 to 257°F

²⁾ When exposed to 125°C / 257°F for 100 hours. Stability will depend on actual use of the sensor.

Sensing element

Type PT100

Response time

STS-150 A (4 mm / 0.16 in): T_{0.5} (50%) 7 sec.

STS-150 A (4 mm / 0.16 in): T_{0.9} (90%) 18 sec.

Dimensions

Diameter 4 mm

Length 192 mm

Max height on calibrator top 22 mm

Standard delivery

- STS-150 A sensor
- Plastic protection case
- Accredited certificate
- Cable
- Manual

Compatible JOFRA instruments

DTI-050

FUNCTIONAL SPECIFICATIONS

Temperature range

@ ambient temp. 0°C/32°F -90 to 125°C/-130 to 257°F
 @ ambient temp. 23°C/73°F -90 to 125°C/-130 to 257°F
 @ ambient temp. 40°C/104°F -73 to 125°C/-99 to 257°F
 Patented heating technology; Patent No.: EP2074374/US8342742

Accuracy (model B & C) with external STS ref. sensor

PTC-125 B & C ±0.07°C/±0.13°F
 12-month period. Relative to reference standard. Specifications by use of the external JOFRA STS-150 reference sensor.

Accuracy with internal reference sensor

PTC-125 A, B & C ±0.30°C/±0.54°F

Stability

PTC-125 ±0.03°C/±0.054°F¹⁾
 Measured after the stability indicator has been on for 15 minutes. Measuring time is 30 minutes.

Radial homogeneity (difference between holes)

PTC-125 0.01°C/0.02°F

Resolution (user-selectable)

All temperatures 1° or 0.1° or 0.01°

Temperature unit in display

User-selectable °C or °F or K

Heating time

PTC-125 -90 to 23°C/-130 to 73°F 15 minutes
 23 to 125°C/73 to 257°F 13 minutes

Cooling time

PTC-125 125 to 23°C/257 to 73°F 40 minutes
 23 to -80°C/73 to -112°F 75 minutes
 -80 to -90°C/-112 to -130°F 30 minutes
 23 to -90°C/73 to -130°F 105 minutes
 125 to -90°C/257 to -130°F 145 minutes

Time to stability (approx.)

PTC-125 10 minutes

Immersion depth

PTC-125 190 mm/6.3 in

INPUT SPECIFICATIONS

All input specifications apply to the dry block of the calibrator running at the respective temperature (stable plus an additional 20 minute period). Input specifications are not applicable to the PTC-A models.

RTD reference input (B & C models only)

Type 4-wire RTD with true ohm measurements¹⁾
 F.S. (Full Scale) 400 ohm
 Accuracy (12 months) ±(0.003% rdg. + 0.0007% F.S.)

RTD Type	Temperature		12 months	
	°C	°F	°C	°F
Pt100 reference	-90	-130	±0.02	±0.03
	0	32	±0.02	±0.03
	125	257	±0.02	±0.04

Note 1: True ohm measurement is an effective method to eliminate errors from induced thermoelectrical voltage.

RTD sensor-under-test input (B model only)

F.S. (range) 400 ohm
 Accuracy (12 months) ±(0.006% Rdg.+0.002% F.S.)
 F.S. (range) 4000 ohm
 Accuracy (12 months) ±(0.006% Rdg. + 0.005% F.S.)
 2-wire add 50 mOhm

RTD Type	Temperature		12 months	
	°C	°F	°C	°F
Pt1000	-90	-130	±0.06	±0.11
	0	32	±0.07	±0.12
	125	257	±0.08	±0.14
Pt500	-90	-130	±0.11	±0.20
	0	32	±0.13	±0.22
	125	257	±0.13	±0.24
Pt100	-90	-130	±0.03	±0.06
	0	32	±0.04	±0.06
	125	257	±0.05	±0.08

Thermocouple input

Thermocouple types E, J, L, K, N, R, S, T, U, B
 Range ± 78 mV
 F.S. (Full Scale) 78 mV
 Accuracy (12 months) $\pm(0.02\% \text{ Rdg.} + 0.01\% \text{ F.S.})$

TC Type	Temperature		12 months*	
	°C	°F	°C	°F
E	-90	-130	± 0.19	± 0.34
	0	32	± 0.13	± 0.24
	125	257	± 0.14	± 0.24
J	-90	-130	± 0.21	± 0.37
	0	32	± 0.15	± 0.28
	125	257	± 0.17	± 0.30
K	-90	-130	± 0.27	± 0.49
	0	32	± 0.20	± 0.35
	125	257	± 0.22	± 0.39
T	-90	-130	± 0.29	± 0.52
	0	32	± 0.20	± 0.36
	125	257	± 0.18	± 0.33
R	-50	-58	± 2.06	± 3.72
	0	32	± 1.44	± 2.60
	125	257	± 1.01	± 1.82
S	-50	-58	± 1.87	± 3.36
	0	32	± 1.42	± 2.55
	125	257	± 1.03	± 1.86
N	-90	-130	± 0.38	± 0.69
	0	32	± 0.30	± 0.54
	125	257	± 0.28	± 0.50
U	-90	-130	± 0.27	± 0.49
	0	32	± 0.20	± 0.35
	125	257	± 0.19	± 0.34

* Excl. CJC accuracy $\pm 0.3^\circ\text{C} / \pm 0.54^\circ\text{F}$.

Transmitter supply

Output voltage..... 24VDC $\pm 10\%$
 Output current..... Maximum 28 mA

Transmitter input mA (B model only)

Range 0 to 24 mA
 Accuracy (12 months) $\pm(0.02\% \text{ Rdg.} + 0.01\% \text{ F.S.})$

Switch input (B model only)

Switch dry contacts
 Test voltage..... Maximum 5 VDC
 Test current Maximum 2.5 mA

Mains specifications

Voltage 115V (90-127) / 230V (180-254)
 Frequency, non US deliveries 50 Hz ± 5 , 60 Hz ± 5
 Frequency, US deliveries 60 Hz ± 5
 Power consumption (max.) 450 VA

Communication interface

Serial data interface USB 2.0 device port
 Serial data interface USB 2.0 host double port*
 LAN..... Ethernet MAC 10/100 Base-T*
 SD..... SD slot*

* for future expansion.

Miscellaneous

Operating temperature..... 0 to 40°C/32 to 104°F
 Storage temperature -20 to 50°C/-4 to 122°F
 Humidity 0 to 90% RH
 Protection class IP-10

PHYSICAL SPECIFICATIONS

Weight and instrument size (L x W x H)

PTC-125 15.2 kg/33.5 lb
 PTC-125 531 x 169 x 432 mm/20.9 x 6.65 x 17.0 in

Shipping (including carrying case)

PTC-125 38 kg/83.8 lb
 PTC-125 800 x 500 x 800 mm/31.5 x 19.7 x 31.5 in

Note: Shipped on 1/2 pallet, binded.

INSERTS

Insert dimensions

PTC-125 outer diameter 29.7 mm/1.17 in
 PTC-125 inner diameter 25.6 mm/1.01 in
 PTC-125 length 150 mm/5.91 in


Weight of non-drilled insert (approx.)

PTC-125 290 g/10.2 oz

Use of other inserts may reduce the performance of the calibrator. To get the best results, the insert dimensions, tolerance and material is critical. We advise using JOFRA inserts, as they guarantee trouble-free operation.

PREDRILLED INSERTS FOR PTC-125


All predrilled inserts have holes for:
4 mm reference sensor • ¼" reference sensor • 3 mm hole for a sensor
All inserts are supplied with an insulation plug drilled with the necessary holes.



Spare part no. for predrilled inserts with reference holes		
Sensor diameter	Instrument	
	Insert code ¹	PTC-125 A/B/C
3 mm	003	128477
4 mm	004	128478
5 mm	005	128479
6 mm	006	128480
7 mm	007	128481
8 mm	008	128482
9 mm	009	128483
10 mm	010	128484
11 mm	011	128485
12 mm	012	128486
13 mm	013	128487
14 mm	014	128488
15 mm	015	128489
16 mm	016	128490
Package of the above inserts	SMM	128492

Spare part no. for predrilled inserts with reference holes		
Sensor diameter	Instrument	
	Insert code ¹	PTC-125 A/B/C
1/8 in	125	128468
3/16 in	187	128469
1/4 in	250	128470
5/16 in	312	128471
3/8 in	375	128472
7/16 in	437	128473
1/2 in	500	128474
9/16 in	562	128475
5/8 in	625	128476
Package of the above inserts	SIM	128491

Note 1: Use the insert code, when ordering a JOFRA standard insert together with the PTC calibrator.



UNDRILLED INSERTS FOR PTC SERIES

Inserts, undrilled incl. insulation plugs		
Inserts	Instrument	
	Insert code ¹	PTC-125 A/B/C
5-pack, undrilled inserts with no holes	UN1	128453
5-pack, undrilled inserts with two holes for STS reference sensors (4mm & ¼") and a 3 mm hole	UN3	128455
Undrilled insulation plug		126040

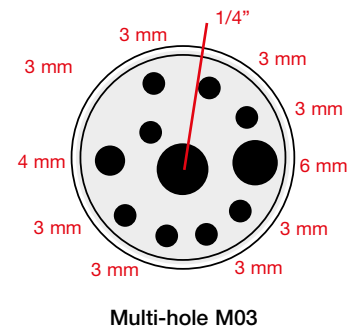
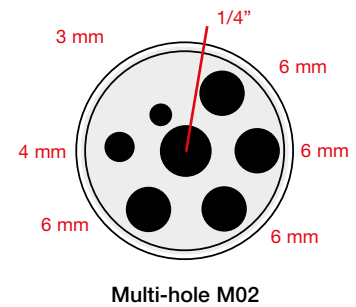
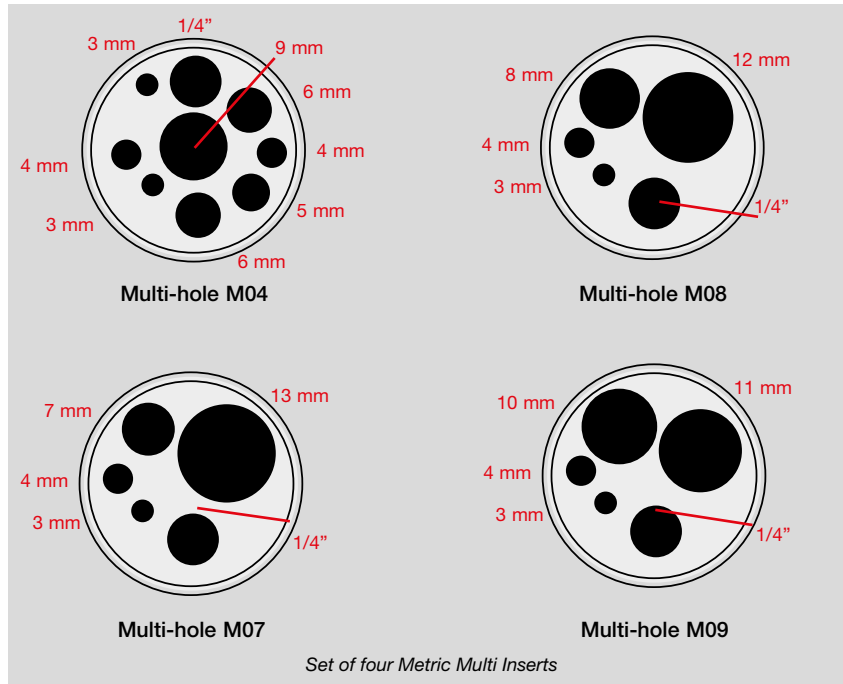
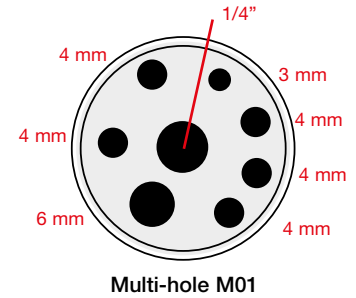
Note 1: Use the insert code, when ordering a JOFRA standard undrilled insert together with the PTC calibrator.

MULTI-HOLE INSERTS FOR PTC-125 - METRIC (MM)

All inserts are supplied with an insulation plug drilled with the necessary holes.

Spare part no. for multi-hole inserts - metric (mm)		
Insert type	Instrument	
	Insert code ¹	PTC-125 A/B/C
Multi-hole type 1	M01	128456
Multi-hole type 2	M02	128457
Multi-hole type 3	M03	128458
Multi-hole type 4	M04	128459
Multi-hole type 7	M07	128462
Multi-hole type 8	M08	128463
Multi-hole type 9	M09	128464
Set of four Metric Multi Inserts, 3mm to 13mm (M04, M07, M08 & M09)	SMX	128466

Note 1: Use the insert code, when ordering a JOFRA standard multi-hole insert together with the PTC calibrator.

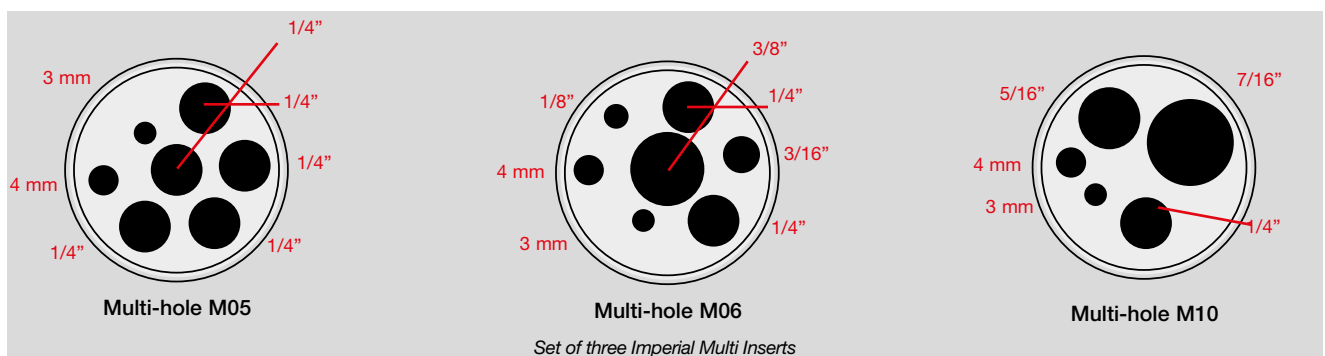


MULTI-HOLE INSERTS FOR PTC-125 - IMPERIAL (INCH)

All inserts are supplied with an insulation plug drilled with the necessary holes.

Spare part no. for multi-hole inserts - imperial (inch)		
Insert code	Instrument	
	Insert code ¹	PTC-125 A/B/C
Multi-hole type 5	M05	128460
Multi-hole type 6	M06	128461
Multi-hole type 10	M10	128465
Set of three Imperial Multi Inserts, 1/8 to 7/16" (Incl. M05, M06 & M10)	SIX	128467

Note 1: Use the insert code, when ordering a JOFRA standard multi-hole insert together with the PTC calibrator.





FUNCTIONAL COMPARISON

	Model A	Model B	Model C
Input	None	ref and SUT	ref
Dual-zone heating/cooling block	•	•	•
MVI - Mains Variance Immunity (or similar)	•	•	•
Stability indicator	•	•	•
Automatic step function	•	•	•
USB communication	•	•	•
Display resolution 0.01°C/°F/K	•	•	•
Programmable max. temperature	•	•	•
External precision reference sensor input		•	•
“SET” follows “TRUE”		•	•
Input for RTD, TC, mA		•	
4-20 mA transmitter input incl. 24 VDC supply		•	
All inputs scalable to temperature		•	
Automatic switch test (open, close and hysteresis)		•	

Ref = Reference sensor, STS-150

SUT = sensor-under-test

STANDARD DELIVERY

	Model A	Model B	Model C
PTC dry-block calibrator (user specified)	•	•	•
Mains power cable (user specified)	•	•	•
Tool for insertion tubes	•	•	•
JOFRACAL	•	•	•
USB cable	•	•	•
Set of rubber cones for insulation plugs	•	•	•
Carrying case	•	•	•
Manual	•	•	•
Traceable certificate - temperature performance	•	•	•
Traceable certificate - input performance for reference sensor		•	•
Traceable certificate - input performance for sensor-under-test inputs		•	
Test cables (2 x red, 2 x black)		•	

ORDERING INFORMATION

Order number										Description
										Base model number
PTC125										PTC-125 series, -90°C to 125°C (-130°F to 257°F)
										Model version
A										Basic model, without input
B										Full model, incl. Reference sensor input, Sensor-under-test input
C										Middle model, incl. Reference sensor input
										Power supply (US deliveries 60 Hz only)
115										115VAC
230										230VAC
										Mains power cable
A										European, 230V
B										USA/Canada, 115V
C										UK, 240V
D										South Africa, 220V
E										Italy, 220V
F										Australia, 240V
G										Denmark, 230V
H										Switzerland, 220V
I										Israel, 230V
										Insert type and size
NON										No insert selected (standard)
UNX										1 x Undrilled Insert (Please see Insert selection for code)
XXX										1 x Single hole insert (Please see Insert selection for code)
MXX										1 x Multi hole insert (Please see Insert selection for code)
SIX										Set of 3 Imperial multi hole inserts. Covering holes from 1/8" to 7/16"
SMX										Set of 4 Metric multi hole inserts. Covering holes from 3mm to 13mm
SIM										Set of 9 Imperial inserts. Covering holes from 1/8" to 5/8"
SMM										Set of 14 Metric inserts. Covering holes from 3mm to 16mm
										User Interface Functionality
U1										Complete functionality package - workorders, Full Sensor-Under-Test types, Engineering units (B model only)
										External Reference sensor (B & C models only, optional)
R16										STS-150 Ref. sensor. Dia. 4mm. Length 192mm (STS150A912EH)
										Calibration Certificate
F										Traceable Calibration Certificate. (standard)
H										Accredited Calibration Certificate - ISO17025
EA										Full EURAMET Calibration Certificate - ISO17025
FS										Traceable System Calibration Certificate (B & C model only)
HS										Accredited System Calibration Certificate (B & C model only) - ISO17025
EAS										Full EURAMET System Calibration Certificate (B & C model only) - ISO17025
										Accessories
CT										Solid Protective Carrying case with trolley * Carrying case included in standard delivery
TR										Solid Protective Carrying case with trolley & Support rod set
										Sample order number
PTC125	B	230	A	SMX	U1	R16	EA	TR		JOFRA PTC-125 B with 230VAC, EU power cord, set of metric inserts, User Interface functionality, STS-150 ref. sensor, full EA temp. calibration certificate, and carrying case with trolley & support rod

ACCESSORIES

- 125066 Extra fixture for sensor grip
- 125067 Extra sensor grip
- 122771 Mini-Jack connector for stable relay output
- 120516 Thermocouple Male Plug - Type J - Black
- 120517 Thermocouple Male Plug - Type K - Yellow
- 120514 Thermocouple Male Plug - Type N - Orange
- 120515 Thermocouple Male Plug - Type T - Blue
- 120518 Thermocouple Male Plug - Type R / S - Green
- 120519 Thermocouple Male Plug - Type Cu-Cu - White



AMETEK Test & Calibration Instruments

A business unit of AMETEK Measurement & Calibration Technologies Division offering the following industry leading brands for test and calibration instrumentation.

JOFRA Calibration Instruments

Temperature Calibrators

Portable dry-block calibrators, precision thermometers and liquid baths. Temperature sensors for industrial and marine use.

Pressure Calibrators

Convenient electronic systems ranging from -25 mbar to 1000 bar - fully temperature-compensated for problem-free and accurate field use.

Signal Instruments

Process signal measurement and simulation for easy control loop calibration and measurement tasks.

M&G Dead Weight Testers & Pumps

Pneumatic floating-ball or hydraulic piston dead weight testers with accuracies to 0.015% of reading. Pressure generators delivering up to 1,000 bar.

Crystal Pressure

Digital pressure gauges and calibrators that are accurate, easy-to-use and reliable. Designed for use in the harshest environments; most products carry an IS, IP67 and DNV rating.

Lloyd Materials Testing

Materials testing machines and software that guarantees expert materials testing solutions. Also covering Texture Analysers to perform rapid, general food testing and detailed texture analysis on a diverse range of foods and cosmetics.

Davenport Polymer Test Equipment

Allows measurement and characterization of moisture-sensitive PET polymers and polymer density.

Chatillon Force Measurement

The hand held force gauges and motorized testers have earned their reputation for quality, reliability and accuracy and they represent the de facto standard for force measurement.

Newage Hardness Testing

Hardness testers, durometers, optical systems and software for data acquisition and analysis.

AMETEK®

TEST & CALIBRATION INSTRUMENTS

United Kingdom
Tel +44 (0)1243 833 302
jofra@ametek.co.uk

France
Tel +33 (0)1 30 68 89 40
general.lloyd-instruments@ametek.fr

Germany
Tel +49 (0)2159 9136 510
info.mct-de@ametek.de

Denmark
Tel +45 4816 8000
jofra@ametek.com

USA
Florida
Tel +1 (800) 527 9999
cal.info@ametek.com

California
Tel +1 (800) 444 1850
sales@crystalengineering.net

India
Tel +91 22 2836 4750
jofra@ametek.com

Singapore
Tel +65 6484 2388
jofra@ametek.com

China
Shanghai
Tel +86 21 5868 5111

Beijing
Tel +86 10 8526 2111

Guangzhou
Tel +86 20 8363 4768
jofra.sales@ametek.com.cn