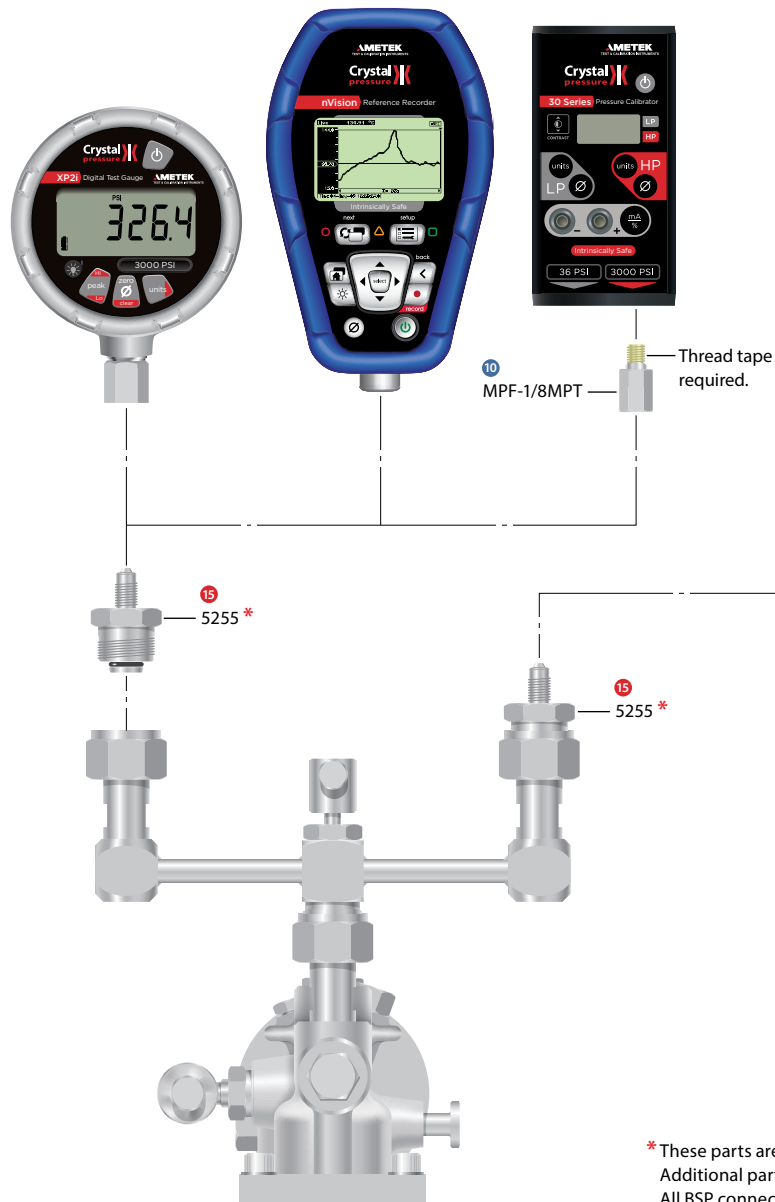


T-1-CPF* to Crystal Reference Indicator

◆ U.S. Patent No. 8,794,677



► CPF Fittings

NPT MALE



| | | |
|------------|--------------------------|----|
| MPF-1/8QTM | 1/8" Quick Test NPT Male | 10 |
| MPF-1/8MPT | 1/8" NPT Male | 10 |
| MPF-1/4QTM | 1/4" Quick Test NPT Male | 10 |
| MPF-1/4MPT | 1/4" NPT Male | 10 |

Additional NPT sizes available in non-CPF MP adapters

NPT FEMALE



| | | |
|------------|----------------------------|----|
| MPF-1/8QTF | 1/8" Quick Test NPT Female | 10 |
| MPF-1/4QTF | 1/4" Quick Test NPT Female | 10 |
| MPF-1/4FPT | 1/4" NPT Female | 10 |
| MPF-1/2QTF | 1/2" Quick Test NPT Female | 5 |

Additional NPT sizes available in non-CPF MP adapters

BSP



| | | |
|-------------|---------------|----|
| MPF-1/8BSPF | G 1/8" Female | 10 |
| MPF-1/4BSPF | G 1/4" Female | 10 |
| MPF-3/8BSPF | G 3/8" Female | 10 |
| MPF-1/2BSPF | G 1/2" Female | 10 |

TRANSMITTER




| | |
|-------------|------------------------------------|
| MPF-5/16TRM | for Foxboro, Rosemount, & Yokogawa |
| MPF-1/4TRM | for Honeywell |

TUBE



| | | |
|------------|----------------|---|
| MPF-1/4TBM | 1/4" Tube Male | 5 |
| MPF-3/8TBM | 3/8" Tube Male | 5 |
| MPF-1/2TBM | 1/2" Tube Male | 5 |

CPF



| | | |
|-------------|-----------------------------|----|
| MPF-MPF | Female to Female | 10 |
| MPF-MPFTU | T-Union (Female) | 10 |
| MPF-MPFBULK | Bulkhead (Female to Female) | 10 |
| MPF-CAP | Cap | 10 |

ADDITIONAL



| | | |
|--------------|-----------------------------|----|
| MPF-M20QTF | M20 x 1.5 Quick Test Female | 5 |
| MPF-M20X1.5F | M20 x 1.5 Female | 10 |
| MPF-QCN | Quick-Connect Nut | 5 |
| MPF-AN4M | AN4 Male | 5 |

► Non-CPF MP Fittings

Medium Pressure FEMALE to NPT FEMALE




| | | |
|------|---------|----|
| 4501 | 1/8 NPT | 15 |
| 4715 | 1/4 NPT | 15 |
| 4502 | 3/8 NPT | 15 |
| 4503 | 1/2 NPT | 15 |

Medium Pressure FEMALE to NPT MALE




| | | |
|------|---------|----|
| 4714 | 1/4 NPT | 15 |
| 4494 | 3/8 NPT | 15 |
| 4495 | 1/2 NPT | 15 |
| 4496 | 3/4 NPT | 10 |

Medium Pressure MALE to NPT FEMALE



| | | |
|------|---------|----|
| 4497 | 1/8 NPT | 15 |
| 4498 | 1/4 NPT | 15 |
| 4499 | 3/8 NPT | 15 |
| 4500 | 1/2 NPT | 15 |

Medium Pressure MALE to NPT MALE



| | | |
|------|---------|----|
| 4698 | 1/4 NPT | 15 |
| 4492 | 3/8 NPT | 15 |
| 4493 | 1/2 NPT | 15 |

5 300 bar/5000 psi

10 700 bar/10000 psi

15 1000 bar/15 000 psi

(Non-CPF MP adapters require wrench tightening.)

* These parts are included with the T-1-CPF pump.
Additional parts are supplied as part of a pump system, or may be ordered separately.
All BSP connections require bonded seals.